

BUFFALO GROVE HIGH SCHOOL

1100 West Dundee Road Buffalo Grove, IL 60089

Phone: 847-718-4000 Fax: 847-718-4025

CEEB School Code: 140-447

<http://bghs.d214.org>

Profile 2018-2019

ADMINISTRATION

Superintendent:

Dr. David Schuler

Principal:

Mr. Jeff Wardle

Associate Principals:

Mr. Robert Hartwig

Dr. Jill Maraldo

Assistant Principal:

Mr. Mark Schaezlein

COLLEGE RELATED

College Counselor:

Mr. Paul V. Genovese

847-718-4067 paul.genovese@d214.org

College Career Assistant:

Ms. Susan Marvin

847-718-4059 susan.marvin@d214.org

Registrar

Ms. Kelly Martin

847-718-4192 kelly.martin@d214.org

COUNSELORS

- Bill Brown - Gia Georgiades - Jill Hamilton - Lily Justiniano
- Brian Linhart - Francesca Murphy - Brittany Vesper

COMMUNITY

Buffalo Grove High School is one of six four-year comprehensive high schools in Northwest Suburban High School District 214. It serves the northern portions of District 214 in the villages of Arlington Heights, Buffalo Grove, and Wheeling, a middle-income residential area twenty-eight miles northwest of downtown Chicago. The communities continue their strong support of an excellent school system, with its annual expenditure per student of approximately \$19,849. Buffalo Grove HS maintains an average class size of 20.

SCHOOL

Total Enrollment: 2,009 with about 530 seniors
 Faculty: 139 certified staff
 Ethnic Minorities: 36%
 Free and Reduced Lunch: 15%
 Graduation Rate: 95%
 Accreditation: Illinois State Board of Education
 Member: NACAC, IACAC, The College Board

GRADUATION REQUIREMENTS

- 21 - units of credit, including:
- 4 - English
- 3 - Mathematics
- 2 - Science
- 3 - Social Science
- 1 - World Language or Career and Technical Ed.
- .50 - Health Education
- .25 - Daily Physical Education for seven semesters
- Fine Arts (pass one of 30 courses)
- Consumer Education (pass one of 11 courses)
- Constitution Exam
- All juniors are required to take the state SAT exam

RELEASE OF INFORMATION

District 214 is legally permitted to respond only to the personal questions concerning information contained in a student's permanent record.

BUFFALO GROVE HIGH SCHOOL CURRICULUM LEVELS:

General Education Courses are taught at grade level and are designed to meet college entrance requirements. A complete listing of courses can be found at <https://www.d214.org/academics/academic-handbook/>.

Honors Level Courses are listed below which includes rigorous courses for students with an outstanding record of achievement in a subject area. There are **15 honors level courses** offered. In addition D214 offers **68 Dual Credit College Courses** throughout all disciplines that are honors weighted. Students have a chance to earn college credit by dual enrollment. All dual credit course numbers begin with the number “6”.

Advanced Placement and College Credit courses listed below are the most rigorous courses BGHS offers. These also provide the chance to earn college credit by exam or grade. There are **29 AP courses**.

CURRICULAR AREA	HONORS LEVEL	ADVANCED PLACEMENT
FINE ARTS		AP Studio Art 2D AP Art Studio 3D AP Art Studio Drawing AP Music Theory
ENGLISH	Honors Written & Oral Communications Honors World Lit. & Composition	AP English Language & Composition AP English Literature & Composition AP Seminar English
MATHEMATICS	Honors Algebra II Honors Geometry Honors Pre Calculus	AP Calculus (BC) AP Calculus (AB) AP Statistics College Calculus/Differential Equations
SCIENCE	Honors Biology (L) Honors Chemistry (L)	AP Physics 1 (L) AP Biology/Lecture & Lab AP Chemistry/Lecture & Lab AP Physics C / Lecture & Lab AP Environmental Science (L)
COMPUTER SCIENCE BUSINESS & TECHNOLOGY		AP Computer Science A AP Comp. Sci. Princ./Mobile App. Development 2 PLTW Intro to Eng & Design PLTW Computer Integrated Manufacturing PLTW Civil Engineering and Architecture PLTW Aerospace Engineering
WORLD LANGUAGE	Honors French 3 Honors French 4 Honors German 3 Honors German 4 Honors Mandarin Chinese 3 Honors Mandarin Chinese 4 Honors Spanish 3 Honors Spanish 4	AP French AP German AP Chinese Language & Culture AP Spanish AP Spanish Literature
SOCIAL SCIENCE		AP Human Geography AP World History AP U.S. History AP Psychology AP Economics AP U.S. Government & Politics AP European History

- * Project Lead the Way -
- * Medical Academy -
- * Seal of Biliteracy -

A pre-engineering curriculum in which students earn potential college credit.
A combination of classroom/hospital instruction with competitive admissions by application only
Is offered at all D214 high schools. Additional information can be found at:
<https://bghs.d214.org/seal-of-biliteracy-assessment-information/>

GRADE POINT VALUE

Grade	AP	Honors	General Education
A	5	4.5	4
B	4	3.5	3
C	3	2.5	2
D	2	1.5	1
F	0	0	0

***As of the 2017-18 school year, District 214 has shifted from a 5.0 to a 4.0 grade point value**

GRADE POINT AVERAGE

Weighted and unweighted GPA are reported on the transcript. GPA is calculated by dividing the total number of grade points earned by the total number of credits attempted. If a student repeats a course for a higher grade, both courses are listed on the transcript and the lower grade is replaced with a "RE". Only the higher grade is factored into the GPA. PE, Dr.'s Ed, Pass/No Credit (P/NC), and Audits (A) are also not included in the GPA.

CLASS RANK

District 214 does not reported class rank. Class rank, top GPA and GPA deciles are not available.

NATIONAL MERIT SCHOLARSHIP

Finalist - 1 Semifinalist - 1 Commended - 13

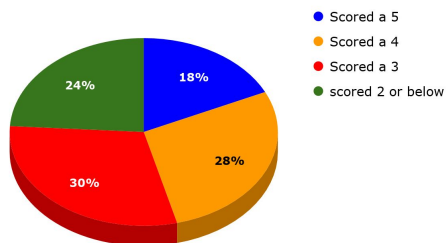
SCHOLASTIC APTITUDE TEST (SAT)

Illinois State Exam, April 2018 with
526 students taking the exam:

Mean Math	561
Mean Evidence-Based Reading & Writing	545
<hr/>	
Mean Total Score	1106

ADVANCED PLACEMENT EXAMS SPRING 2018

883 students took 1830 exams

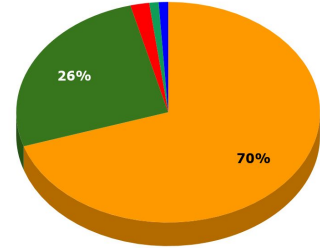


POST-SECONDARY EDUCATION

Based on 434 seniors surveyed:

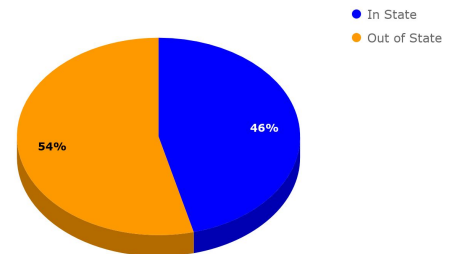
Total college-bound (2 or 4 year) 96%

- 4-year College & University
- 2-year College
- Work
- Military
- Vocational/Technical School



IN STATE VS. OUT OF STATE

Public In State	28%
<u>Private In State</u>	<u>18%</u>
Total Illinois	46%
Public Out of State	35%
<u>Private Out of State</u>	<u>19%</u>
Total out of state	54%



PUBLIC VS. PRIVATE

Public In State	28%
<u>Public Out of State</u>	<u>35%</u>
Total Public	63%
Private In state	18%
<u>Private Out of State</u>	<u>19%</u>
Total Private	37%

Class of 2018 Acceptances

Arizona State University		Louisiana State University
Augustana College	Elmhurst College	Loyola Marymount University
Aurora University	Embry-Riddle Aeronautical University - Prescott	
Austin Peay State University	Emerson College	Loyola University Chicago
Baylor University	Emory University	Luther College
Bellarmino University	Florida Gulf Coast University	Marquette University
Belmont University	Florida International University	Maryland Institute College of Art
Benedictine University	Florida Southern College	Maryville University
Bethel College-IN	Florida SouthWestern State College	Miami University, Oxford
Boston College	Florida State University	Michigan State University
Boston University	Fordham University	Michigan Technological University
Bradley University	George Mason University	Millikin University
Butler University	George Washington University	Milwaukee School of Engineering
California College of the Arts (San Francisco)	Georgetown University	Minneapolis College of Art and Design
Carroll University	Grand Valley State University	Mississippi State University
Carthage College	Greenville Technical College	Missouri University of Science and Technology
Case Western Reserve University	Gustavus Adolphus College	Moody Bible Institute
Cedarville University	Harper College	National Louis University
Central Michigan University	Harvard	North Carolina State University
Chapman University	Hope College	North Central College
Clarke University	Illinois Institute of Technology	Northeastern Illinois University
Clemson University	Illinois State University	Northeastern University
Cleveland Institute of Art	Illinois Wesleyan University	Northern Illinois University
Coe College	Indiana Institute of Technology	Northern Michigan University
College of Charleston	Indiana State University	Northwestern University
College of Lake County	Indiana University at Bloomington	Nova Southeastern University
Colorado State University	Indiana University Northwest	Ohio University
Columbia College Chicago	Indiana University-Purdue University Indianapolis	Ohio State University
Concordia University Chicago	Indiana Wesleyan University	Pace University, New York City
Cornell College	Iowa State University	Parkland College
Cornell University	Iowa Western Community College	Pennsylvania State University
Cornerstone University	Ithaca College	Pratt Institute
Creighton University	John Carroll University	Purdue University
Denison University	Kalamazoo College	Rensselaer Polytechnic Institute
DePaul University	Kansas State University	Robert Morris University Illinois
Dominican University	Keiser University	Roosevelt University
Drake University	Kendall College	Rose-Hulman Institute of Technology
Drexel University	Kent State University	Saint John's University (MN)
Duke University	Lake Forest College	Saint Louis University
Eastern Illinois University	Lake Superior State University	Saint Xavier University
Eastern Michigan University	Lewis University	San Diego State University
Eckerd College	Liberty University	Savannah College of Art and Design

School of the Art Institute of Chicago	University of Michigan	Vassar College
Seattle University	University of Minnesota, Duluth	Vet Tech Institute at Fox College
Seton Hall University	University of Minnesota, Twin Cities	Virginia Commonwealth University
Southern Illinois University, Carbondale	University of Missouri, Columbia	Virginia Tech
St. Ambrose University	University of Montana, Missoula	Washington State University
St. Norbert College	University of Nebraska at Lincoln	Washington University in St. Louis
Stetson University	University of Nevada, Las Vegas	Wellesley College
Syracuse University	University of Nevada, Reno	West Virginia University
Taylor University	University of New Mexico	Western Illinois University
Texas Christian University	University of North Carolina at Asheville	Western Michigan University
Texas State University	University of North Carolina at Chapel Hill	Woodbury University
The New School - All Divisions	University of North Carolina at Wilmington	Xavier University
Tulane University	University of Northern Iowa	
University of Akron	University of Notre Dame	
University of Alabama	University of Oregon	
University of Arizona	University of Otago	
University of Arkansas	University of Pennsylvania	
University of California, Berkeley	University of Pittsburgh	
University of California, Davis	University of Rhode Island	
University of California, Los Angeles	University of San Diego	
University of California, San Diego	University of Sioux Falls	
University of Central Florida	University of South Carolina	
University of Chicago	University of South Florida, Tampa	
University of Cincinnati	University of St. Francis	
University of Colorado at Boulder	University of St. Thomas	
University of Colorado, Colorado Springs	University of Tampa	
University of Connecticut	University of Tennessee, Knoxville	
University of Dayton	University of Texas, Austin	
University of Denver	University of Toledo	
University of Evansville	University of Vermont	
University of Florida	University of Virginia	
University of Georgia	University of Wisconsin, Green Bay	
University of Illinois at Chicago	University of Wisconsin, Madison	
University of Illinois at Springfield	University of Wisconsin, Milwaukee	
University of Illinois at Urbana-Champaign	University of Wisconsin, Oshkosh	
University of Indianapolis	University of Wisconsin, Platteville	
University of Iowa	University of Wisconsin, River Falls	
University of Kansas	University of Wisconsin, Stevens Point	
University of Kentucky	University of Wisconsin, Stout	
University of Louisiana	University of Wisconsin, Whitewater	
University of Louisville	University of Wyoming	
University of Maryland, College Park	Valparaiso University	
University of Miami	Vancouver Film School	
	Vanderbilt University	